


# Schlüter®-FINEC

The fine art of creating finished edges



PROFILE OF INNOVATION



## The fine art of creating finished edges – Schlüter®-FINEC

Less is more. True to this motto, Schlüter-FINEC is an unobtrusive, slim corner formation for elegant wall design. The profile combines high-quality material for the reliable protection of wall corners with minimalist design. In response to positive customer feedback, we have expanded our FINEC assortment and are now offering the profiles in additional heights and new colour choices. FINEC is available in:

- ✓ Stainless steel
- ✓ Anodised aluminium
- ✓ Aluminium textured coating
- ✓ Colour coated aluminium






## One profile for many coverings

Thanks to their solid construction, high-quality material, and various profile heights, Schlüter-FINEC profiles offer effective protection for the edges of a wide range of wall coverings. The stainless steel

profiles can also be used on stairs, for example to protect stair nosings with epoxy resin coatings or tile coverings.

### Effective edge protection for:

- ✓ Mosaics
- ✓ Ceramic wall coverings
- ✓ Plaster and rendered finishes
- ✓ Tiled steps



## Reliable edge protection – barely visible

Schlüter-FINEC profiles are designed to offer reliable edge protection with a minimal visible area. This combination achieves a particularly subtle finishing edge and reinforces the effect of the covering.



### Glass mosaic finishes

Although the slim design of the FINEC visible edge does not affect the lively appearance of glass mosaics, the profile gives the sensitive material optimal protection. The chamfered edges of the mosaic create a subtle narrow edge joint on their own.

### Detail edges of tiles with on-trend textured finishes

The visible area of the new Schlüter-FINEC-TS profiles in ten stylish structural coatings are a perfect match for trendy ceramics and enable virtually

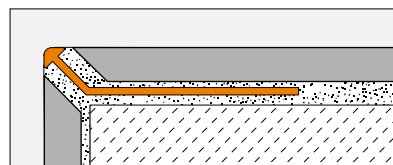
invisible finishing edges with perfect edge protection. Please note that the tile edges should be chamfered at an angle of 45°.

### Detail edges of plaster and rendered finishes

Thanks to the minimal profile heights from 2.5 mm, Schlüter-FINEC profiles also are a reliable edge protection for non-ceramic wall coverings. That may include biologically valuable clay plasters or conventional white roughcast plaster.

### Protection of coverings on stairs

Schlüter-FINEC profiles in stainless steel are particularly resilient. That makes them a perfect choice for safe edge protection on stairs. Thanks to the various profile heights, both ceramic coverings and coatings can be effectively protected.



Tiles should be chamfered at a 45° angle



Detail edges with complementary textured finishes



Protection of plaster and rendered finishes



Protection of stair coverings



## Overview of available heights, colours and materials

Schlüter®-FINEC-E/-AE/-AC				
H = mm	Schlüter®-FINEC		Schlüter®-FINEC-AC	
	E	AE	MBW	MGS
2.5		•	•	
4.5	•	•	•	•
7	•	•	•	•
9	•	•	•	•
11	•	•	•	•
12.5	•	•	•	•

**E** = stainless steel / **AE** = anodised aluminium

**MBW** = matte brilliant white

**MGS** = matte graphite black

Schlüter®-FINEC-TS										
H = mm	Schlüter®-FINEC-TS									
	TSI	TSC	TSBG	TSB	TSSG	TSG	TSOB	TSLA	TSDA	TSR
2.5										
4.5	•	•	•	•	•	•	•	•	•	•
7	•	•	•	•	•	•	•	•	•	•
9	•	•	•	•	•	•	•	•	•	•
11	•	•	•	•	•	•	•	•	•	•
12.5	•	•	•	•	•	•	•	•	•	•

**TSI** = textured natural ivory / **TSC** = textured natural cream / **TSBG** = textured natural beige grey / **TSB** = textured natural beige

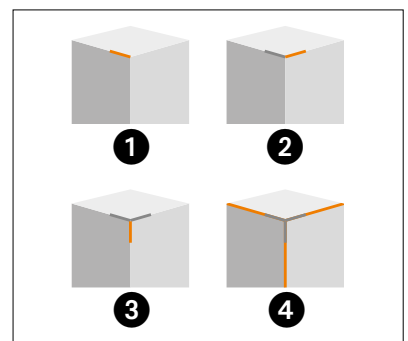
**TSSG** = textured natural stone grey / **TSG** = textured natural grey / **TSOB** = textured natural bronze

**TSLA** = textured natural light anthracite / **TSDA** = textured natural dark graphite / **TSR** = textured natural rustic brown



### New corner sets for simple installation

Available now: corner sets for the elegant Schlüter-FINEC finishing profile, both for the variants made of stainless steel or anodised aluminium and for FINEC profiles made of aluminium with textured coating. The latter are available in all 10 colours of the Schlüter-TRENDLINE series as well as in matte brilliant white and matte graphite black.



**Note:**

The corner set consists of three parts.



## Informative. For those who want to know more!

Did we succeed in firing your enthusiasm for products by Schlüter-Systems?  
Would you like to find out more? The fastest way to find out more is online.

Visit our website [www.schluter.co.uk](http://www.schluter.co.uk), which offers additional details  
at the click of a mouse.



PROFILE OF INNOVATION

**Schlüter-Systems KG** · Schmölestraße 7 · D-58640 Iserlohn

Tel.: +49 2371 971-261 · Fax: +49 2371 971-112 · [info@schlueter.de](mailto:info@schlueter.de) · [www.schlueter-systems.com](http://www.schlueter-systems.com)

**Schlüter-Systems Ltd** · Units 3-5 Bardon 22 Industrial Estate · Beveridge Lane · Coalville · Leicestershire · LE67 1TE

Tel.: +44 1530 813396 · Fax: +44 1530 813376 · [sales@schluter.co.uk](mailto:sales@schluter.co.uk) · [www.schluter.co.uk](http://www.schluter.co.uk)